

PICNIC PATH Menu

Discover vendors exclusive to Portugal Cove – St. Philip's, and receive a free insulated and reusable Picnic PATH lunch bag with your meal bundle purchase.

Tilt House Bakery



1194 Portugal Cove Rd
Hours
Monday - Sunday | 10 am - 5:30 pm


Meal Bundle

Sandwich ◯ Sweet ◯ Drink

\$12.99

@tilthousebakery

The Grounds Cafe



1525 Portugal Cove Rd
Hours
Monday - Sunday | 10 am - 3 pm

Meal Bundle

Sandwich ◯ Salad ◯ Drink
Dietary restrictions accommodated

\$25.00

@thegroundsatmurrays

Kitchen Sink



1523 Thorburn Rd
Hours
Thursday | 9 am - 5 pm

Meal Bundle

Cold sandwich or wrap
Side dish ◯ Dessert ◯ Drink

Call or email to pre-order

709-895-7509 \$18

kitchensinknl@hotmail.com

@kitchensinknl

Sharpe's General Store



899 Thorburn Rd
Hours
Monday - Friday | 7 am - 9 pm
Saturday | 8 am - 9 pm
Sunday | 11 am - 9 pm

Meal Bundle

Cold Sub Sandwich ◯ Chips ◯ Drink

@sharpegeneralstore

\$12

709-895-3668

Convenience Stores

Country General Store



337 Bennetts Road

PT's Convenience



1503 Thorburn Road

Elaine's Convenience



1712 Portugal Cove Road

Whale's Back Convenience



1716 Portugal Cove Road



Discover more and shop fresh, local products



chamberpcsp.ca



killickcoastfoodhub.ca



livelocalpcsp.ca



pcsp.ca

Emergency Contacts

- Call 911 for all emergency situations that need immediate assistance.
- PCSP Fire Chief – 709-895-1230
- Royal Newfoundland Constabulary – 709-729-8000
- Royal Canadian Mounted Police – 709-772-5400

Proudly Presented By



Local tastes.
Local trails.

Meet you on the Picnic PATH.





Experience local tastes and local trails, all in one beautiful community. Explore the rugged coastline and vistas, see wildlife, brooks, waterfalls, rock outcrops, and pick up a picnic basket with local fares on the way. Take in the sights with your family, friends and favourite foodies.


PICNIC PATH Legend

Picco's Ridge Path Portugal Cove to Bauline

East Coast Trail

Picco's Ridge Path Coastal Trail





 Path Difficulty Strenuous	 Path Length 14.5 km	 Time Allowance 7 to 9 Hours	 Side Trails 0.2 km
---	---	---	--


Scan the code for full directions 

Long Shore Path Topsail Beach to Portugal Cove


East Coast Trail


Long Shore Path Coastal Trail


 Path Difficulty Moderate to Difficult	 Path Length 17.2 km	 Time Allowance 6 to 8 Hours	 Side Trails 0.6 km
---	---	---	--


Scan the code for full directions 

Town Wayfinding Portugal Cove - St. Philip's

 Portugal Cove - St. Philip's Town Hall
1119 Thorburn Road

 Portugal Cove - St. Philip's Volunteer Fire Department

 Medical Clinic/Pharmacy

 Official Picnic PATH Vendor

 Major Roadways  Side Streets  Town Boundry  End of suggested trails

Access Points and Parking East Coast Trail

St. Philip's - Follow Thorburn Road into St. Phillips. Park on the beach side of Thorpes Road.

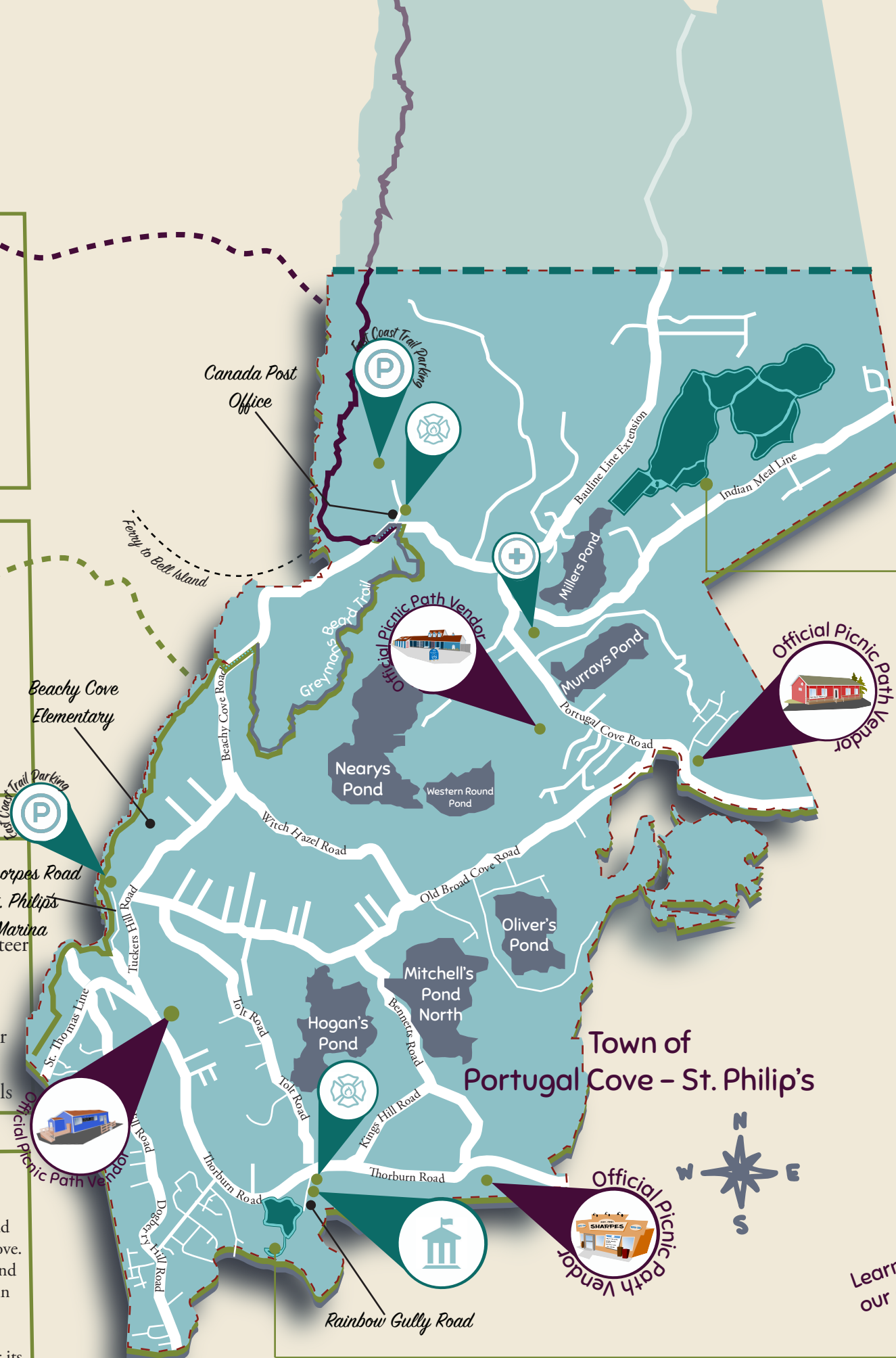
Beachy Cove/Longmarsh Road - Park in the lot beside Holy Rosary Church in Portugal Cove.

Portugal Cove - Follow Portugal Cove Road (Route 40) into Portugal Cove. Pull off at the post office, and park behind the building in the designated area.

Do not park in the marina area. Walk 250m along Thorpes Road to the beginning of the coastal path.

Walk 400m south on Beachy Cove Road to Longmarsh Road, or 800 m to Beachy Cove.

Do not block the fire hall or its parking area.

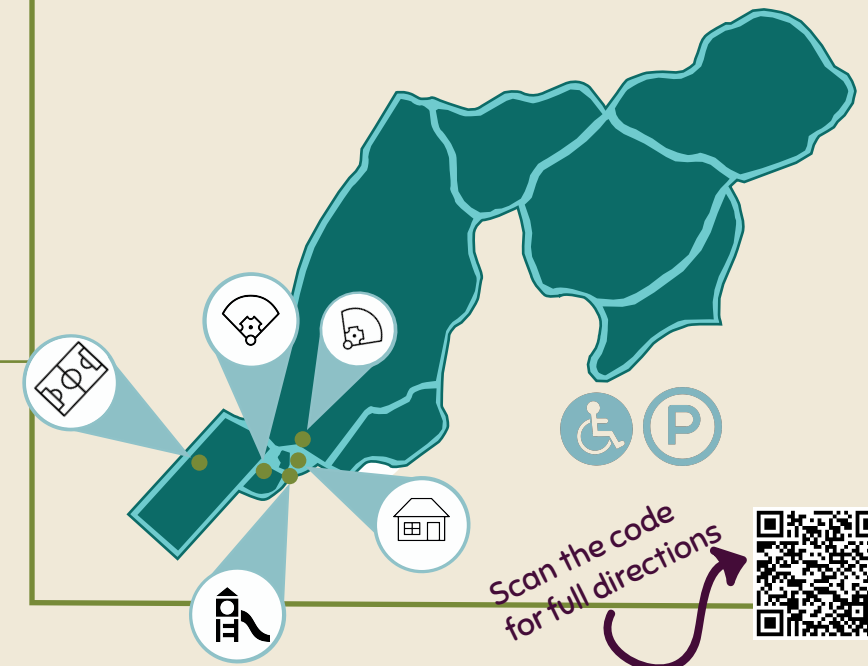



Map is not to scale and does not reflect all buildings, roadways, and bodies of water. Please use the trails and map at your own risk.

Voisey's Brook Park Portugal Cove

Voisey's Brook Park Trail
Groomed Gravel with Picnic Tables




 Path Difficulty Easy	 Path Length 4.2 km	 Side Trails N/A	 Time Allowance 1 to 2 Hours
--	--	---	---

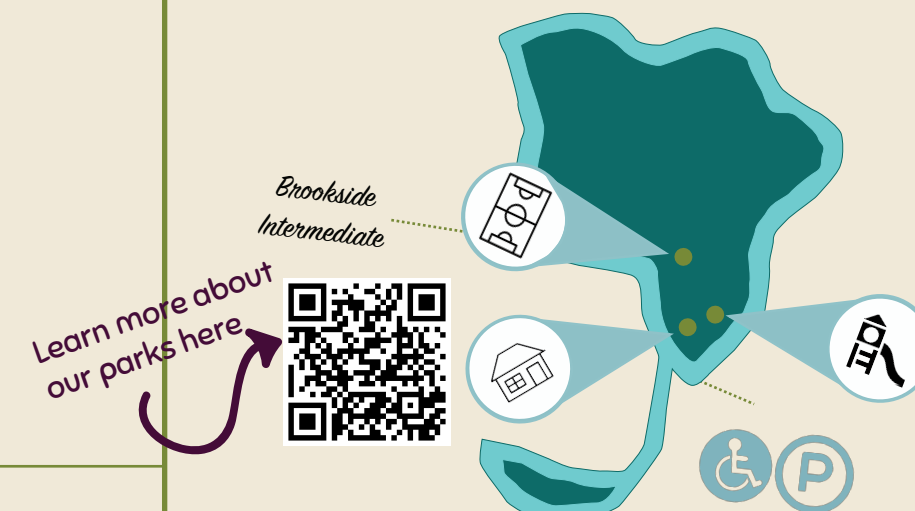


Scan the code for full directions 

Rainbow Gully Park St. Philip's

Rainbow Gully Park Trail
Groomed Gravel with Picnic Tables

 Path Difficulty Easy	 Path Length 2 km	 Side Trails N/A	 Time Allowance 1 Hour
--	--	---	---



Learn more about our parks here 